

# **Multilingual Family Engagement in a Hybrid World**

## **Supplemental Handout**

**May 19, 2022  
Vista Higher Learning**

**Facilitator**  
Maria Cieslak  
[mcieslak@cal.org](mailto:mcieslak@cal.org)

CAL website: [www.cal.org](http://www.cal.org)  
Twitter: [@CAL\\_LangLit](https://twitter.com/CAL_LangLit)

## **Outcomes**

### **Objectives:**

- Identify opportunities to work on reading, writing, and academic conversations at home
- Examine resources to support children's academic development at home

### **Agenda**

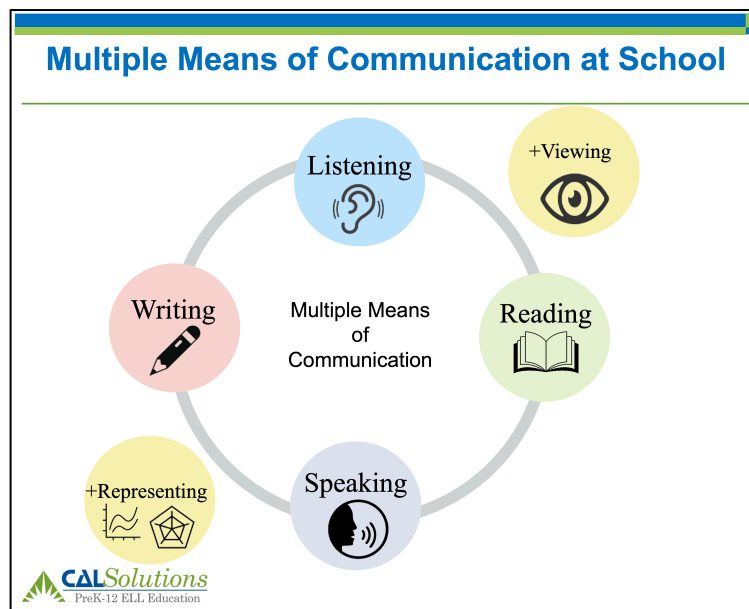
- Opportunities to develop language and literacy at home
- Ideas and strategies for using technology at home
  - no technology
  - some technology
  - high use of technology

## Literacy at School<sup>1</sup>

- Integration of content and language
- Spoken and written language
- Gestures and facial expressions
- Diagrams, graphs, charts, equations
- Videos, images, computer literacy

## Multiple Means of Communication at School

- Listening
- Speaking
- Reading
- Writing
- Viewing
- Representing



<sup>1</sup> Adapted from WIDA. (2020). WIDA English Language Development Standards Framework, 2020 Edition Kindergarten-Grade 12. University of Wisconsin-Madison. <https://wida.wisc.edu/teach/standards/eld>

## Teaching Literacy Through Cooking

### No Tech Literacy Activities


- Interview a family member about a family recipe.
- Write the recipe on a notecard.
- Read a story or magazine article related to food or the dish you are cooking.
- Organize family recipes by categories such as appetizers, main dishes, desserts.
- Write down vocabulary words related to cooking and the corresponding words in the home language:
  - Ingredients-chocolate, tomato, salt, saffron
  - Process-whisk, mix, cut
  - Measurements and temperatures
- Plan a menu for breakfast, lunch and dinner meals for a whole week.
- Make a shopping list together.
- Read about food regulations in the United States and in other countries in the library.
- Record the differences in a table and write an essay about the topic.



## Teaching Literacy Through Cooking

### Low Tech Literacy Activities

- Listen to a podcast or audiobook about food, recipes, or food imports and exports.
- Use closed captions, when viewing the cooking channel or a YouTube video about food from around the world.
- View a cooking show on TV without sound first. Take notes on your laptop, iPad, or phone. Then watch the cooking show again with the sound on. Add more details to your notes about the recipe.
- Find a recipe online in English or your home language and make it for your family.
- Read the recipe out loud together.
- Find information on the internet about the nutritional value of the ingredients in the recipe.
- Put the leftovers in the children's lunch boxes and write lunchbox notes. (Enjoy it!)



## Teaching Literacy Through Cooking

### High Tech Literacy Activities

- Type a script and video record a cooking segment. Upload to your family's private YouTube Channel.
- Play a digital educational nutrition game: Pick Your Plate@ A Global Guide to Nutrition on your tablet, smartphone, desktop, or laptop computer <https://ssec.si.edu/pick-your-plate>
- Use Google Drawings to create a poster or meme about healthy eating habits. Put it on the refrigerator.
- Write a blog about your family's recipes and food culture.
- On the Internet, explore solutions for hunger and malnutrition around the world. Create a family website, Facebook message, or tweet to help those in need.
- Participate in a global science project. Sign up for a Sci Starter account. Submit your data to scientists.
  - Inform scientists about global food preferences of ants <https://scistarter.org/ant-picnic>.
  - Create a sourdough bread starter from scratch. Learn about the flavor of bread. <https://scistarter.org/sourdough-for-science>.





## Family Weekly Menu Planner

Day of the Week	Breakfast	Lunch	Dinner
Monday			
Tuesday			
Wednesday			
Thursday			
Friday			
Saturday			
Sunday			



## Menu

<b>Monday</b>
<b>Tuesday</b>
<b>Wednesday</b>
<b>Thursday</b>
<b>Friday</b>
<b>Saturday</b>
<b>Sunday</b>



## Shopping List

--





Recipe \_\_\_\_\_


From the Kitchen of \_\_\_\_\_

Ingredients	Directions

# Lunchbox Notes



Good luck on your test!



I'm so very proud of you!




I hope you have fun learning today!



I love you to the moon and back!









You are a Great Kid!



Let's do something fun together this weekend!



## Lunchbox Notes




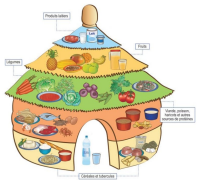


## Free Audiobooks for Elementary

Logo	Website	Description	Level
	<a href="http://Globalstorybooks.net">Globalstorybooks.net</a>	Free multilingual audiobooks	Beginning
	<a href="http://Uniteforliteracy.com">Uniteforliteracy.com</a>	Free multilingual audiobooks. (English and more than 50 languages)	Beginning
	<a href="http://Storylineonline.net">Storylineonline.net</a>	Free audiobooks in English read by celebrities with activities for parents	K-4
	<a href="http://Breakingnewsenglish.com">Breakingnewsenglish.com</a>	News in English that can be heard at 5 different speeds and with reading, writing and spelling activities included	Levels 1-7
	<a href="http://Audible.com">Audible.com</a>	Free audiobooks in English	K-5
	<a href="http://Africanstorybook.org">Africanstorybook.org</a>	Free audiobooks in English and more than 200 languages	Levels 1-5

## Free Audiobooks for Secondary

Logo	Website	Description	Level
	<a href="http://Bookbuilder.cast.org">Bookbuilder.cast.org</a>	Free audiobooks in English and more than 8 languages with the possibility of creating stories	PreK-12
	<a href="http://Loudlit.org">Loudlit.org</a>	Free audiobooks in English (poetry, novels, historical stories, and children's stories)	6-12
	<a href="http://Esl-bits.net">Esl-bits.net</a>	Free audiobooks in English (novels and articles) with included grammar activities and the option to select the speed	Levels 1-7
	<a href="http://Etc.usf.edu/lit2go">Etc.usf.edu/lit2go</a>	Free audiobooks in English (fables, adventure books, folk tales, etc.)	K-12
	<a href="http://Learnoutloud.com">Learnoutloud.com</a>	Free audiobooks in English	6-12
	<a href="http://Librivox.org">Librivox.org</a>	Free audiobooks in English and more than 100 languages.	K-12

## Compare and Contrast Food Guides from Around the World

Country	Food Guidelines	Notes
United States of America	 <p>Choose <b>MyPlate</b>.gov</p>	
Benin		
Belgium		
Fiji		

## Compare and Contrast Food Guides from Around the World

Country	Food Guidelines	Notes

## Compare and Contrast Food Guidelines from Two Countries

Name of Country: \_\_\_\_\_

Name of Country: \_\_\_\_\_



Both



## Compare and Contrast Food Guidelines from Two Countries


Country: \_\_\_\_\_

Country: \_\_\_\_\_

Similarities - How are they alike?




Differences - How are they different?



## Digital Resources for Multilingual Families








Resource	Link	Description
Learning Packets	<a href="https://cehs.unl.edu/icmee/learning-packets/">https://cehs.unl.edu/icmee/learning-packets/</a>	Free activities in English for K-12 students (levels 1-3) that can be used at home
Rewordify	<a href="https://rewordify.com/">https://rewordify.com/</a>	Free website allows you to simplify English texts
News in Slow English	<a href="https://www.newsinslowenglish.com/">https://www.newsinslowenglish.com/</a>	English grammar lessons and pronunciation exercises for high school students and adults
Free English Lessons Online	<a href="https://www.esolcourses.com/content/topicsmenu/beginners.html">https://www.esolcourses.com/content/topicsmenu/beginners.html</a>	Grammar, vocabulary, oral and written comprehension lessons for basic, intermediate, and advanced levels
The Spanish Experiment	<a href="https://www.thespanishexperiment.com/stories">https://www.thespanishexperiment.com/stories</a>	Children's stories in English translated into Spanish and read by a native Spanish speaker.
International Children's Digital Library	<a href="http://en.childrenslibrary.org/">http://en.childrenslibrary.org/</a>	Books in dozens of languages
Por Nuestros Niños Podcast	<a href="https://www.pdo.org/podcast/">https://www.pdo.org/podcast/</a>	Radio programs and podcasts in Spanish with tips and resources that parents can use to help their children in school
Stories for Teaching Chinese	<a href="https://wp.nyu.edu/steinhardt-startalk/">https://wp.nyu.edu/steinhardt-startalk/</a>	Stories in Chinese for K-6
Activities for ESL Students	<a href="http://a4esl.org/">http://a4esl.org/</a>	Variety of exercises, tests, and puzzles in English for all high school levels

## Tips: for Virtual Learning<sup>2</sup>

Before	
	<b>Get ready!</b> Put the meeting information (day and time) on your calendar.
	<b>Wear appropriate clothing.</b> Make sure students wear appropriate clothes for school.
	<b>Check the technology.</b> Log in a few minutes early to make sure the technology works.
	<b>Choose a place with little noise</b> to avoid distractions.
	<b>Check your lighting.</b> Shine the light toward your face so that others can see you better.
	<b>Put yourself in the middle of the camera</b> with your head and shoulders in the center.
	<b>Check your background.</b> Choose a simple background that does not attract attention so as not to distract the rest of the participants.






<sup>2</sup> Adapted from Comprehensive Center Network. (2020). *Reopening Instructional Programs for Our Most Vulnerable Students: A Reopening Guidebook for the 2020-2021 School Year*.  
<https://www.compcenternetwork.org/sites/default/files/archive/Reopening%20Guidebook%20English.pdf>

## Tips for Virtual Learning<sup>3</sup>

During	
	<b>Be on time.</b> Try connecting a couple of minutes early if you can.
	<b>Click to connect.</b> You may have to click on the microphone or camera.
	<b>In case of technical problems,</b> use the chat box to communicate with the teacher and ask for help.
	<b>Look at the camera.</b> If you get a chance to talk, look into the camera on your device so your teacher and classmates feel like you are looking at them.
	<b>Mute microphone.</b> When not speaking, mute the microphone to limit distraction.
	<b>Ask for help.</b> Raise your hand in the chat if you do not understand something.
	<b>Say goodbye.</b> Before the session ends, make sure you know what to do to prepare for the next session.

<sup>3</sup> Adapted from Comprehensive Center Network. (2020). *Reopening Instructional Programs for Our Most Vulnerable Students: A Reopening Guidebook for the 2020-2021 School Year*.  
<https://www.compcenternetwork.org/sites/default/files/archive/Reopening%20Guidebook%20English.pdf>

## Tips for Virtual Learning<sup>4</sup>

After	
	<b>Follow-up.</b> Contact the teacher if you need help.
	<b>Designate a specific space for schoolwork in the home.</b> If possible, keep school supplies in one place at home.
	<b>Establish classwork routines at home.</b> Create a work schedule for study, reading, and writing at home every day.
	<b>Talk to your children in your home language</b> and encourage them to speak, read, and write in your language too. Ask the school and in your community where you can find books and educational materials in your home language.
	<b>Visit the portal on the school website</b> to see assignments, grades, attendance information and what your children are learning. For this you will need to create an account.

<sup>4</sup> Adapted from Comprehensive Center Network. (2020). *Reopening Instructional Programs for Our Most Vulnerable Students: A Reopening Guidebook for the 2020-2021 School Year*.  
<https://www.compcenternetwork.org/sites/default/files/archive/Reopening%20Guidebook%20English.pdf>